

Tutorial 11: Observation Impact & Observation Sensitivity

Impact/Sensitivity Functions

We will use as an example, the time-averaged transport along a line of constant latitude, ϕ :

$$I = \frac{1}{(t_2 - t_1)} \int_{t_1}^{t_2} \int_{\lambda_1}^{\lambda_2} \int_{z_1}^{z_2} v(\lambda, \phi, z) dz d\lambda dt$$

$$\equiv \frac{1}{(k_2 - k_1)} \sum_{k=k_1}^{k_2} \mathbf{h}_k^T \mathbf{x}_k$$

where $[t_1, t_2] \equiv [k_1 \Delta t, k_2 \Delta t]$ and $\mathbf{x}_k \equiv \mathbf{x}(k \Delta t)$

$$\mathbf{x}_k = \begin{bmatrix} \mathbf{T}_k \\ \mathbf{S}_k \\ \mathbf{s}_k \\ \mathbf{u}_k \\ \mathbf{v}_k \end{bmatrix} \quad \mathbf{h}_k = \begin{bmatrix} \mathbf{0} \\ \mathbf{0} \\ \mathbf{0} \\ \mathbf{0} \\ \Delta z \Delta \lambda \end{bmatrix} \quad \frac{\partial I}{\partial \mathbf{x}_j} = \frac{1}{(k_2 - k_1)} \mathbf{h}_j$$

Impact/Sensitivity Functions

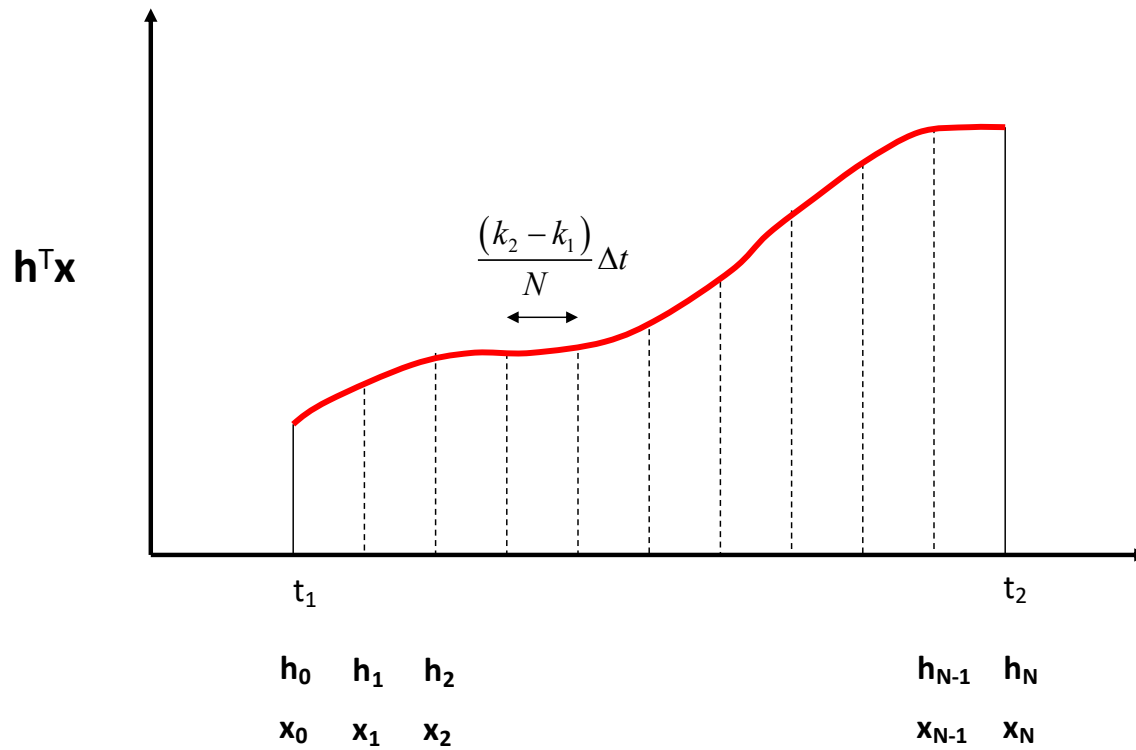
Recall that observation impact and observation sensitivity calculations involve *forcing* ADROMS with $\partial I/\partial \mathbf{x}$.

$$I = \frac{1}{(k_2 - k_1)} \sum_{k=k_1}^{k_2} \mathbf{h}_k^T \mathbf{x}_k$$

$$\frac{\partial I}{\partial \mathbf{x}_j} = \frac{1}{(k_2 - k_1)} \mathbf{h}_j$$

The Trapezoidal Rule

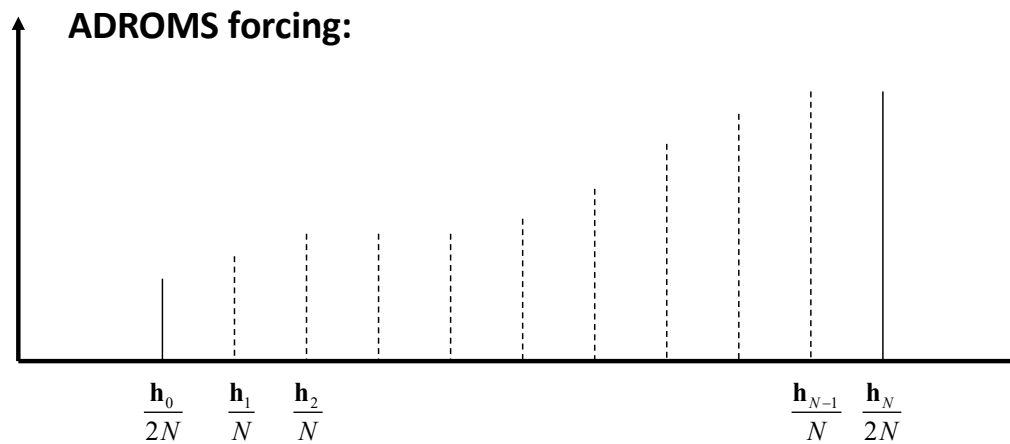
Saving x every timestep is costly, so instead use an approx.



The Trapezoidal Rule

$$I = \frac{1}{N} \left(\frac{1}{2} (\mathbf{h}_0^T \mathbf{x}_0 + \mathbf{h}_N^T \mathbf{x}_N) + \sum_{i=1}^{N-1} \mathbf{h}_i^T \mathbf{x}_i \right)$$

$$\frac{\partial I}{\partial \mathbf{x}_0} = \frac{1}{2N} \mathbf{h}_0; \quad \frac{\partial I}{\partial \mathbf{x}_N} = \frac{1}{2N} \mathbf{h}_N; \quad \frac{\partial I}{\partial \mathbf{x}_i} = \frac{1}{N} \mathbf{h}_i;$$



define AD_IMPULSE

Some Common General Cases

(i) Linear I :

$$I = \sum_{k=k_1}^{k_2} \mathbf{h}_k^T \mathbf{x}_k; \quad \partial I / \partial \mathbf{x}_k = \mathbf{h}_k$$

(i) Quadratic I :

$$I = \sum_{k=k_1}^{k_2} (\mathbf{x}_k \pm \mathbf{g})^T \mathbf{L} (\mathbf{x}_k \pm \mathbf{g}); \quad \partial I / \partial \mathbf{x}_k = (\mathbf{L} + \mathbf{L}^T) (\mathbf{x}_k \pm \mathbf{g})$$

where \mathbf{g} is an arbitrary vector that is not a function of \mathbf{x} .

Practical Matters: How to do it yourself

First, write a matlab script to compute the functional J of interest.

Important considerations:

- Abandon fancy matlab programming – keep it simple!
- Avoid intrinsic matlab functions, structures and cell arrays (at least until you know what you are doing!)
- Use “for-loops” for transparency

Writing Adjoint Operators

Recall that what we need to run the adjoint model is $\partial I / \partial \mathbf{x}$

So we need is a method for differentiating a matlab script.

A useful result is that if $\mathbf{y}=\mathbf{Ax}$, then $d\mathbf{y}/d\mathbf{x}=\mathbf{A}^T$

A fool-proof recipe for differentiating code (Giering and Kaminski, 1998):

Matlab code to compute $\mathbf{y}=\mathbf{Ax}$

```
x(1:N)=input;  
y(1:M)=zeros(M,1);  
for i=1:M  
    for j=1:N  
        y(i)=y(i)+a(i,j)*x(j);  
    end  
end  
y(1:M)=>output
```

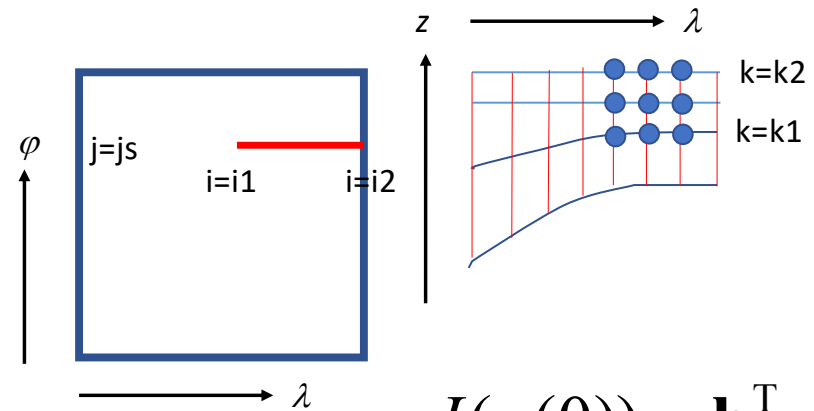
Matlab code to compute $\mathbf{x} = \mathbf{A}^T \mathbf{y}$

```
ad_y(1:M)=input;  
ad_x=zeros(N,1);  
for i=1:M  
    for j=1:N  
        ad_x(j)=ad_x(j)+a(i,j)*ad_y(i);  
    end  
End  
ad_y(1:M)=zeros(M,1);  
ad_x(1:N)=>output
```

This represents the derivative of “ $y_i=y_i+a_{ij}x_j$ ” wrt to x_j .
Step 1: $d/dx_j(y_i+a_{ij}x_j)=a_{ij}$.
Step 2: Multiply this derivative by the adjoint of the variable on the rhs, ad_{y_j} in this case, $a_{ij}*ad_{y_j}$.
Step 3: Keep a running sum in case x_j is used elsewhere later, $ad_{x_j}=ad_{x_j}+a_{ij}*ad_{y_j}$

An Illustrative Example: Transport

```
rec=1;
v=nc_read('history.nc','v',rec);
js=??;
trans=0;
for k=k1:k2
  for i=i1:i2
    fac=dlamba(i,js)*dz(i,js,k);
    trans=trans+fac*v(i,js,k);
  end
end
trans=>output
```



$$I(\mathbf{x}(0)) = \mathbf{h}^T \mathbf{x}(0)$$

The next step is to create appropriate forcing fields for the adjoint model. This means we need the derivative of our matlab script.

An Illustrative Example: Transport

Matlab code to compute transport

```
rec=1;
v=nc_read('history.nc','v',rec);
js=?;
trans=0;
for k=k1:k2
    for i=i1:i2
        fac=dlambda(i,js)*dz(i,js,k);
        trans=trans+fac*v(i,js,k);
    end
end
trans=>output
```

Matlab code to compute h for ADSname.nc
(Work backwards when deriving this)

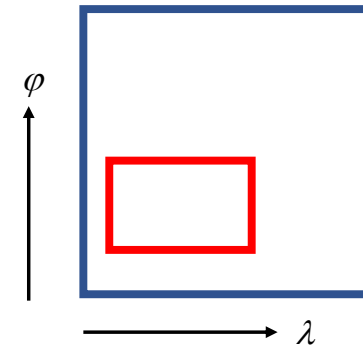
```
rec=1;
v=nc_read('history.nc','v',rec);
js=?;
ad_v=zeros(size(v));
ad_trans=1;
for k=k1:k2
    for i=i1:i2
        fac=dlambda(i,js)*dz(i,js,k);
        ad_v(i,js,k)=ad_v(i,js,k)+fac*ad_trans;
    end
end
nc_write('ads.nc','v',ad_v,rec);
```

$$I(\mathbf{x}(0)) = \mathbf{h}^T \mathbf{x}(0)$$

An Illustrative Example: Eddy Kinetic Energy

```
rec=1;
rho=1025;
u=nc_read('history.nc','u',rec);
v=nc_read('history.nc','v',rec);
uc=nc_read('climatology.nc','u',rec);
vc=nc_read('climatology.nc','v',rec);
eke=0;
for k=k1:k2
  for j=j1:j2
    for i=i1:i2
      fac=dlambda(i,j)*dphi(i,j)*dz(i,j,k);
      du=fac*(u(i,j,k)-uc(i,j,k));
      dv=fac*(v(i,j,k)-vc(i,j,k));
      eke=eke+du*du+dv*dv;
    end
  end
end
eke=0.5*rho*eke;
eke=>output
```

$$I(\mathbf{x}(0)) = \mathbf{x}(0)^T \mathbf{E} \mathbf{x}(0)$$



Since the functional is non-linear in \mathbf{x} , we need to first linearize. The idea here is that:

$$\partial \mathbf{x}^T \mathbf{E} \mathbf{x} / \partial \mathbf{x} = \mathbf{E} \mathbf{x} + \mathbf{E}^T \mathbf{x} = 2 \mathbf{E}^T \mathbf{x}$$

An Illustrative Example: Eddy Kinetic Energy

Code to compute EKE

```
rec=1;
rho=1025;
u=nc_read('history.nc','u',rec);
v=nc_read('history.nc','v',rec);
uc=nc_read('climatology.nc','u',rec);
vc=nc_read('climatology.nc','v',rec);
eke=0;
for k=k1:k2
  for j=j1:j2
    for i=i1:i2
      fac=dlambda(i,j)*dphi(i,j)*dz(i,j,k);
      du=fac*(u(i,j,k)-uc(i,j,k));
      dv=fac*(v(i,j,k)-vc(i,j,k));
      eke=eke+du*du+dv*dv;
    end
  end
end
eke=0.5*rho*eke;
eke=>output
```

Code to compute tangent linear EKE

```
rec=1;
rho=1025;
u=nc_read('history.nc','u',rec);
v=nc_read('history.nc','v',rec);
uc=nc_read('climatology.nc','u',rec);
vc=nc_read('climatology.nc','v',rec);
tl_eke=0;
for k=k1:k2
  for j=j1:j2
    for i=i1:i2
      fac=dlambda(i,j)*dphi(i,j)*dz(i,j,k);
      du=fac*(u(i,j,k)-uc(i,j,k));
      dv=fac*(v(i,j,k)-vc(i,j,k));
      tl_eke=tl_eke+2*(tl_u(i,j,k)*du+2*tl_v(i,j,k)*dv);
    end
  end
end
tl_eke=0.5*rho*tl_eke;
tl_eke=>output
```

**You are never going to run this
- it is an intermediate step to
deriving the adjoint code.**

Code to compute tangent linear EKE

```
rec=1;
rho=1025;
u=nc_read('history.nc','u',rec);
v=nc_read('history.nc','v',rec);
uc=nc_read('climatology.nc','u',rec);
vc=nc_read('climatology.nc','v',rec);
tl_eke=0;
for k=k1:k2
  for j=j1:j2
    for i=i1:i2
      fac=dlambda(i,j)*dphi(i,j)*dz(i,j,k);
      du=fac*(u(i,j,k)-uc(i,j,k));
      dv=fac*(v(i,j,k)-vc(i,j,k));
      tl_eke=tl_eke+2*fac*tl_u(i,j,k)*du+2*fac*tl_v(i,j,k)*dv;
    end
  end
end
tl_eke=0.5*rho*tl_eke;
tl_eke=>output
```

Code to compute the input for the adjoint model (WORK BACKWARDS)

```
rec=1;
rho=1025;
u=nc_read('history.nc','u',rec);
v=nc_read('history.nc','v',rec);
uc=nc_read('climatology.nc','u',rec);
vc=nc_read('climatology.nc','v',rec);
ad_u=zeros(size(u));
ad_v=zeros(size(v));
ad_eke=1;
ad_eke=0.5*rho*ad_eke;
for k=k1:k2
  for j=j1:j2
    for i=i1:i2
      fac=dlambda(i,j)*dphi(i,j)*dz(i,j,k);
      du=fac*(u(i,j,k)-uc(i,j,k));
      dv=fac*(v(i,j,k)-vc(i,j,k));
      ad_u(i,j,k)=ad_u(i,j,k)+2*fac*du*ad_eke;
      ad_v(i,j,k)=ad_v(i,j,k)+2*fac*dv*ad_eke;
    end
  end
end
nc_write('ads.nc','u',ad_u,rec);
nc_write('ads.nc','v',ad_v,rec);
```

Code to compute EKE

```
rec=1;
rho=1025;
u=nc_read('history.nc','u',rec);
v=nc_read('history.nc','v',rec);
uc=nc_read('climatology.nc','u',rec);
vc=nc_read('climatology.nc','v',rec);
eke=0;
for k=k1:k2
  for j=j1:j2
    for i=i1:i2
      fac=dlambda(i,j)*dphi(i,j)*dz(i,j,k);
      du=fac*(u(i,j,k)-uc(i,j,k));
      dv=fac*(v(i,j,k)-vc(i,j,k));
      eke=eke+du*du+dv*dv;
    end
  end
end
eke=0.5*rho*eke;
eke=>output
```

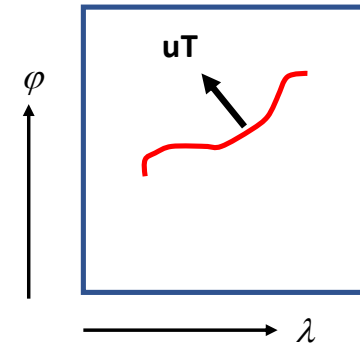
Code to compute the input for the adjoint model (WORK BACKWARDS)

```
rec=1;
rho=1025;
u=nc_read('history.nc','u',rec);
v=nc_read('history.nc','v',rec);
uc=nc_read('climatology.nc','u',rec);
vc=nc_read('climatology.nc','v',rec);
ad_u=zeros(size(u));
ad_v=zeros(size(v));
ad_eke=1;
ad_eke=0.5*rho*ad_eke;
for k=k1:k2
  for j=j1:j2
    for i=i1:i2
      fac=dlambda(i,j)*dphi(i,j)*dz(i,j,k);
      du=fac*(u(i,j,k)-uc(i,j,k));
      dv=fac*(v(i,j,k)-vc(i,j,k));
      ad_du=ad_du+2*du*ad_eke;
      ad_dv=ad_dv+2*dv*ad_eke;
      ad_v(i,j,k)=ad_v(i,j,k)+fac*ad_dv;
      ad_dv=0;
      ad_u(i,j,k)=ad_u(i,j,k)+fac*ad_du;
      ad_du=0;
    end
  end
end
nc_write('ads.nc','u',ad_u,rec);
nc_write('ads.nc','v',ad_v,rec);
```

A more complex example

Code to compute heat flux normal to an arbitrary vertical section

```
Ginp=roms_getgrid('history.nc');
temp=nc_read('history.nc','temp');
u=nc_read('history.nc','u');
v=nc_read('history.nc','v');
[A,B]=roms_genslice(f'history.nc','temp',lonTrk,latTrk);
np=size(lonTrk,1);
en=B.en;
T=interpolator(Ginp,temp,lonTrk,latTrk);
Us=interpolator(Ginp,u,lonTrk,latTrk);
Vs=interpolator(Ginp,v,lonTrk,latTrk);
Vn=real(conj(en)*complex(Us,Vs));
hf=0;
area=0;
for k=k1:k2
    for i=1:np
        area=area+ds(i)*dz(i,k);
        hf=hf+T(i)*Vn(i)*ds(i)*dz(i,k);
    end
end
hf=rho*Cp*hf/area;
hf=>output
```



roms_genslice, interpolator, and ad_interpolator are available in the ROMS matlab repository.

Code to compute heat flux normal to an arbitrary vertical section

```
Ginp=roms_getgrid('history.nc');
temp=nc_read('history.nc','temp');
u=nc_read('history.nc','u');
v=nc_read('history.nc','v');
[A,B]=roms_genslice('history.nc','temp',lonTrk,latTrk);
np=size(lonTrk,1);
en=B.en;
T=interpolator(Ginp,temp,lonTrk,latTrk);
Us=interpolator(Ginp,u,lonTrk,latTrk);
Vs=interpolator(Ginp,v,lonTrk,latTrk);
Vn=real(conj(en)*complex(Us,Vs));
hf=0;
area=0;
for k=k1:k2
    for i=1:np
        area=area+ds(i)*dz(i,k);
        hf=hf+T(i)*Vn(i)*ds(i)*dz(i,k);
    end
end
hf=rho*Cp*hf/area;
hf=>output
```

Code to compute the input for the adjoint model

```
SAME PREAMBLE AS LEFT
ad_temp=zeros(size(temp));
ad_u=zeros(size(u));
ad_v=zeros(size(v));
ad_T=zeros(size(T));
ad_Vn=zeros(size(Vn));
ad_hf=rho*Cp/area;
for k=k1:k2
    for i=1:np
        ad_T(i)=ad_T(i)+ Vn(i)*ds(i)*dz(i,k)*ad_hf;
        ad_Vn(i)=ad_Vn(i)+T(i)*ds(i)*dz(i,k)*ad_hf;
    end
end
ad_Us=real(conj(en))*ad_Vn;
ad_Vs=imag(conj(en))*ad_Vn;
ad_u=ad_interpolator(Ginp,u,lonTrk,latTrk,ad_Us);
ad_v=ad_interpolator(Ginp,v,lonTrk,latTrk,ad_Vs);
ad_temp=ad_interpolator(Ginp,temp,lonTrk,latTrk,ad_T);
nc_write('ads.nc','u',ad_u);
nc_write('ads.nc','uv',ad_v);
nc_write('ads.nc','temp',ad_temp);
```


cpp options and input parameters

```
#define RBL4DVAR_SENSITIVITY  
#define OBS_IMPACT  
#define OBS_IMPACT_SPLIT  
#define AD_IMPULSE
```

ocean.in:

```
DstrSb=0;  
DendSb=0;  
KstrSb=1;  
KendSb=# levels;
```

```
Lstate(isFsur) == T  
Lstate(isUbar) == T  
Lstate(isVbar) == T  
Lstate(isUvel) == T  
Lstate(isVvel) == T  
Lstate(isTvar) == T T
```